


Informing Relay Combination

Front view on control panel



When a failure occurs in a system that uses the Informing Relay Combination (IRK), it gives an acoustic alarm using the horn connected to its output and warns optically the operators about that failure by turning on its alarm leds and the lamps connected to its output.

It is usually used in transforming centers to determine the failures coming from control and protection systems. Produces in two models IRK-06 (that has 6 informing channels) and IRK-10 (that has 10 informing channels).

Operating Principle :

IRK-06 has 6 relay output contacts in addition to the acoustic and optic output alarms (K1, K2,...,K6), 4 that give only acoustic and optic output alarms (without having relay output contacts) (K7, K8, K9, K10).

IRK-10 has 10 relay output contacts in addition to the acoustic and optic output alarms (K1, K2,...,K10).

Having any alarm from one or more informing inputs causes the device to energize the EK96 horn that is connected to KR output with related leds turn on and related L1, L2,... signal lamps on too.

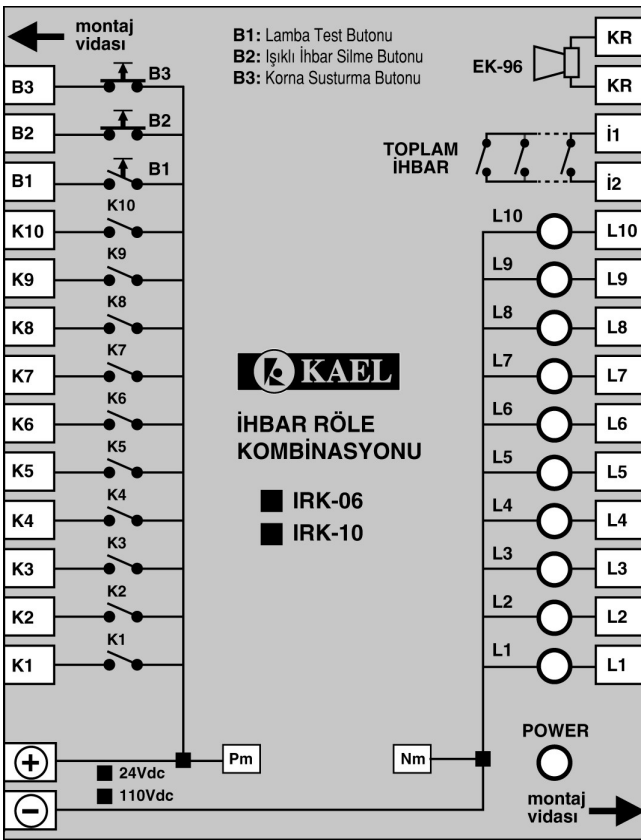
The (İ1-İ2) output contacts will stay closed until the alarm or failure is over, the acoustic and the optical alarms are on too, When the alarm or failure ends the output contacts will be open but the the acoustic and the optical alarms will stay on.

Pressing the **B2** button will clear the optical alarms.

Pressing the **B3** button will turn off the horn.

Pressing the **B1** button will test the L1, L2,... signal leds.

Back view on control panel

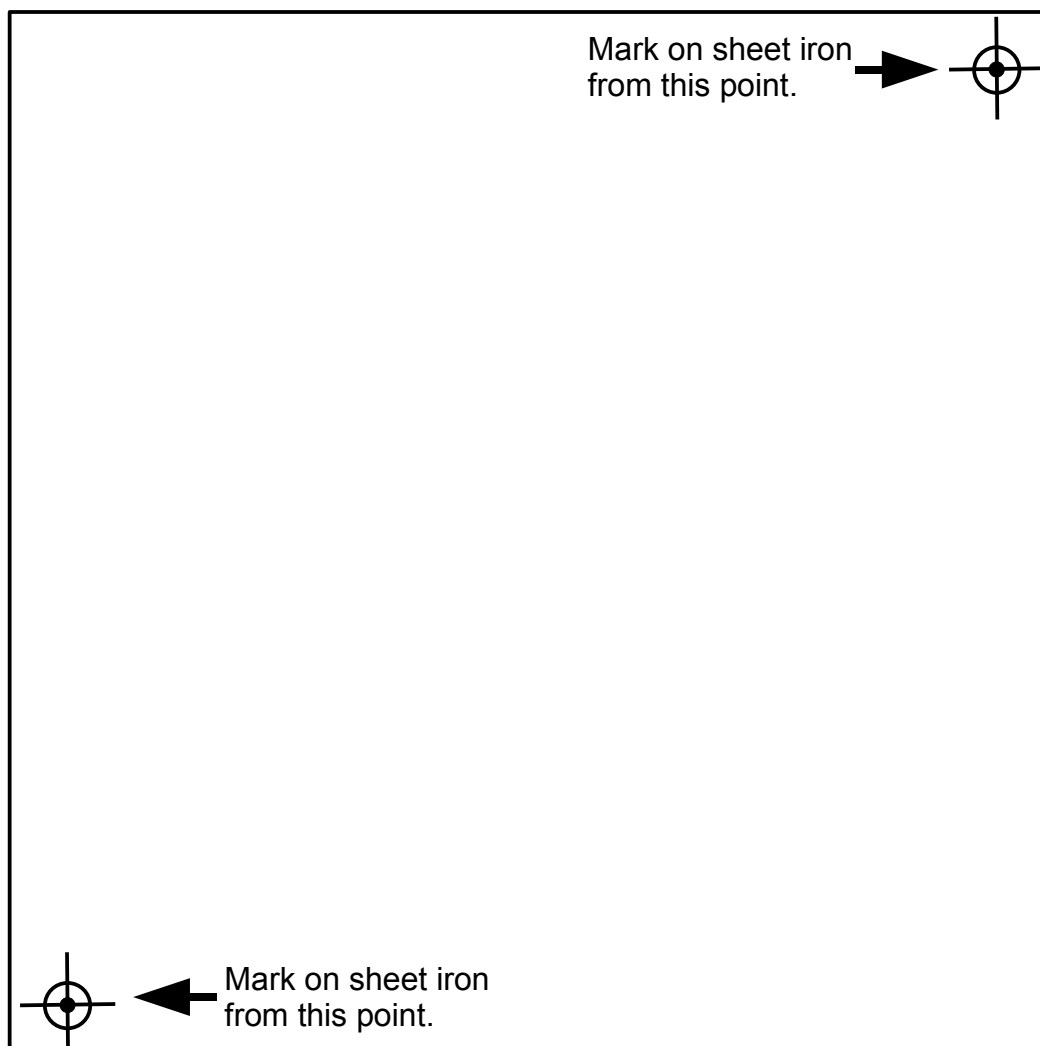


Technical data :

Related Voltage (Un)	: 24 Vdc or 110 Vdc (specified on the device.)
Operating Range	: For 24Vdc(0,8-1,2)xUn For 110Vdc(0,85-1,15)xUn
Output Contact Current	: 28 Vdc'de 10 Ampers Max.
Power Consumption	: <6VA
Protection Class	: IP20
Terminal Protection Class	: IP00
Operating Temperature	: -5°C...+50°C
Operating Humidity	: %15....%95(without condensation)
Connection Type	: Perpendicular to inner panel or to connection rail
Dimensions	: 210mmx160mmx70mm
Weight	: 650 gr.

Assembling on the control panel :

The following template use when assembly Informing Relay Combination (IRK) on the control panel. Screw socket mark on that template and then drill those screw sockets with 3,5mm drill bit. Device assembly with sheet iron screw in screw sockets.



Assembling on the control panel from back view :

When assembling information relay combination, use compression given apparatus with device.